
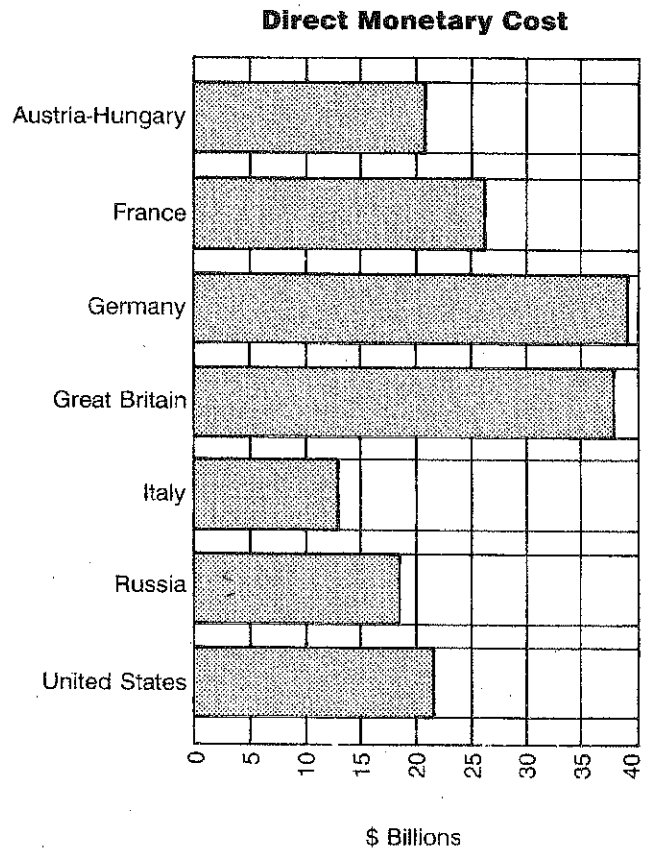



**CHAPTER 9 SKILL APPLICATION WORKSHEET 1**



# Reading a Graph: Costs of the World War

**Directions:** In this worksheet you will analyze the human and monetary costs of World War I. Study the bar graphs below. Then answer the questions that follow.



1. (a) Which nation had the highest number of war dead? \_\_\_\_\_  
 (b) Which Allied nation had the highest number of dead? \_\_\_\_\_  
 (c) How many Americans were killed in the war? \_\_\_\_\_
2. (a) How much money did the war cost France? \_\_\_\_\_ (b) How much did it cost Germany? \_\_\_\_\_ (c) How much did it cost the United States? \_\_\_\_\_  
 (d) List the three nations that spent the most money. \_\_\_\_\_

(Continued)

**CHAPTER 9 SKILL APPLICATION WORKSHEET 1**

(Continued)

3. (a) Based on both graphs, which nation had the highest human and monetary costs? \_\_\_\_\_

(b) Which nation had a very high human cost but a relatively low monetary cost? \_\_\_\_\_

4. (a) How would you compare the human costs of the United States with those of other nations?

\_\_\_\_\_  
(b) How would you compare the monetary costs of the United States with the monetary costs of other nations?

\_\_\_\_\_  
\_\_\_\_\_